




software
development
academy



HTTP basics

exercises

Exercises

Dear Student!

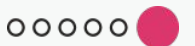
We encourage you to do tasks related to the HTTP section. It will allow you to consolidate your knowledge and prepare better for further classes.

Good luck!



Exercises

1. Test, using the Tracert tool, the paths to popular websites such as facebook.com and wp.pl.
2. Using JSON, try to write the Car object with the Passengers field in the Notepad. The Passengers field is a collection of 2 Person objects.
3. Try to send a ping to your favourite site, e.g. facebook.com or google.com, and check the results.



Exercises

4. Test the weather download API

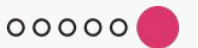
- a) Go to <https://openweathermap.org/>
- b) Sign up there.
- c) Then add the new API key in the settings.

Test several selected requests from the documentation using cURL.

- a) Get weather for Gdansk.
- b) Change the response format from JSON to xml.
- c) Convert temperature units from Fahrenheit to Celsius.
- d) Change the response language from ENG to PL.

Exercises

5. Create a Postman collection where you can store several requests to openweathermap API.
- a) Get weather for Gdansk.
 - b) Change the response format from JSON to xml.
 - c) Convert temperature units from Fahrenheit to Celsius.
 - d) Change the response language from ENG to PL.



Congratulations!

Congratulations on completing all tasks!

We encourage you to take the knowledge quiz and additional test.

Also please share your opinion on the video training in the survey!

